



Operators' Guidelines for MULTICAL[®]

Measuring energy


MULTICAL heat meter functions in the following manner:

The water meter registers the quantity [m³] of district heating water that circulates in the heating installation.

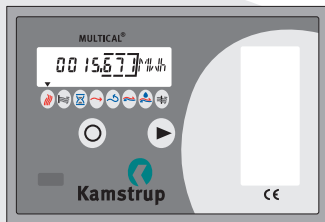
The temperature sensors placed in the flow and return pipes register the degree of cooling in the heating installation, i.e. the difference between the inlet temperature and the outlet temperature.


Using this information **MULTICAL** is able to calculate the amount of energy consumed.

MULTICAL[®] display

When you press the front key  and hold it down for one second, a new reading will be displayed.


Consumed energy is the default reading, which will be displayed again 220 seconds after the key has been activated.




NB: The arrow  indicates the type of measurement displayed. The unit can be seen to the right in the display.




Kamstrup A/S
Industrivej 28, Stilling
DK-8660 Skanderborg
TEL: + 45 89 93 10 00
FAX: + 45 89 93 10 01
WEB: www.kamstrup.com



Consumed energy in kWh, MWh or GJ.



Consumed district heating water.



Number of hours MULTICAL has been in operation.



Current flow temperature.



Current return temperature.




Current cooling.



Current heat power.



Peak power.



Current water velocity.



Information code. If this number is larger than "000", please contact your heat supplier.



Number of hours with information code >000.