

## Display user guide for Kamstrup OMNIPOWER CT electricity meter

### Intermediate 2 – Display configuration 910

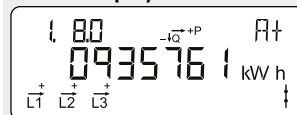
**OBIS code**  
Identification number.

**Phase indication**  
L1 flashes when there is voltage on the phase.  
The arrow indicates the present current direction.

**Optical infrared eye**  
For reading and programming data.

**SO diode**  
Flashes 10,000 times per kWh.  
The display changes via the button – the change takes place upon button release.  
Approx. 2 minutes after the last button press, the display changes automatically to the view 1.8.0 – accumulated electricity consumption in kWh.

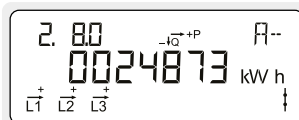
#### Normal display



#### Accumulated active positive energy

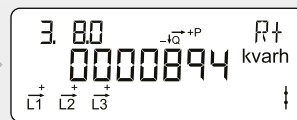
Total electricity consumption from the electricity grid.  
Measured in kilowatt hours [kWh].

2



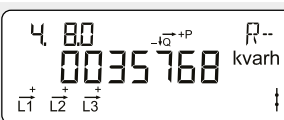
#### Accumulated active negative energy

Total electricity production for the electricity grid.  
Measured in kilowatt hours [kWh].



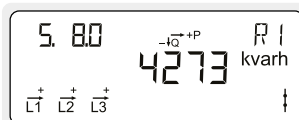
#### Accumulated reactive positive energy

Total reactive electricity consumption from the electricity grid.  
Measured in kilovolt ampere reactive hours [kvarh].



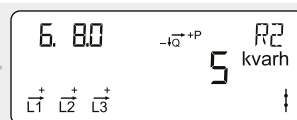
#### Accumulated reactive negative energy

Total reactive electricity production for the electricity grid.  
Measured in kilovolt ampere reactive hours [kvarh].



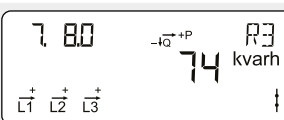
#### Accumulated reactive energy R1

Total inductive reactive electricity consumption from the electricity grid.  
Measured in kilovolt ampere reactive hours [kvarh].



#### Accumulated reactive energy R2

Total capacitive reactive electricity production for the electricity grid.  
Measured in kilovolt ampere reactive hours [kvarh].

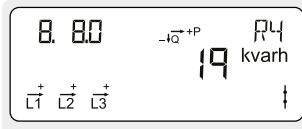


#### Accumulated reactive energy R3

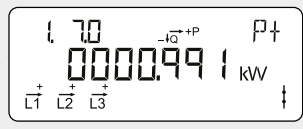
Total inductive reactive electricity production for the electricity grid.  
Measured in kilovolt ampere reactive hours [kvarh].

2

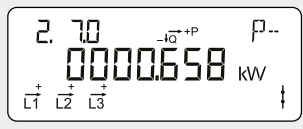
1



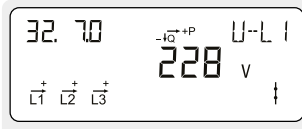
**Accumulated reactive energy R4**  
Total capacitive reactive electricity consumption from the electricity grid.  
Measured in kilovolt ampere reactive hours [kvarh].



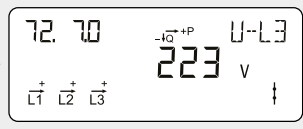
**Actual active positive power**  
Instantaneous electricity consumption from the electricity grid.  
Measured in kilowatt [kW].



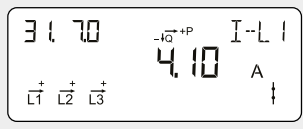
**Actual active negative power**  
Instantaneous electricity production for the electricity grid.  
Measured in kilowatt [kW].



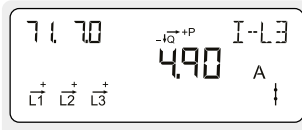
**Actual voltage phase L1**  
Measured in volts [V].



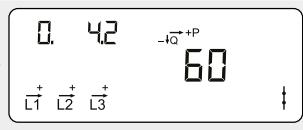
**Actual voltage phase L3**  
Measured in volts [V].



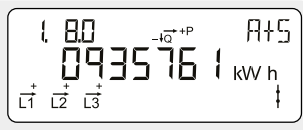
**Actual current phase L1**  
Measured in ampere [A].



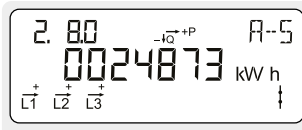
**Actual current phase L3**  
Measured in ampere [A].



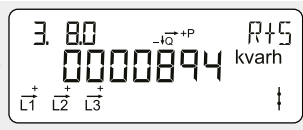
**Transformer ratio**  
Transformer ratio for current transformers.



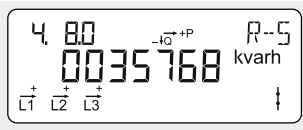
**Accumulated secondary active positive energy**  
Total secondary electricity consumption from the electricity grid.  
Measured in kilowatt hours [kWh].



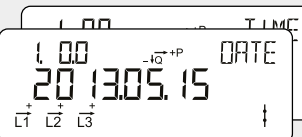
**Accumulated secondary active negative energy**  
Total secondary electricity production for the electricity grid.  
Measured in kilowatt hours [kWh].




**Accumulated secondary reactive positive energy**  
Total secondary reactive electricity consumption from the electricity grid.  
Measured in kilovolt ampere reactive hours [kvarh].



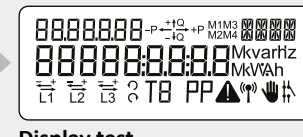
**Accumulated secondary reactive negative energy**  
Total secondary reactive electricity production for the electricity grid.  
Measured in kilovolt ampere reactive hours [kvarh].



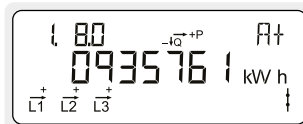
**Date and time**  
The display switches between the date and time in the meter.



**Reserved for the utility**



**Display test**  
All segments of the display turn on and off during this test.



**Accumulated active positive energy**  
Total electricity consumption from the electricity grid.  
Measured in kilowatt hours [kWh].

1