

Display user guide for Kamstrup OMNIPOWER electricity meter

Intermediate 2 – Display configuration 312

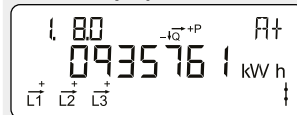
OBIS code
Identification number.

Phase indication
L1 flashes when there is voltage on the phase.
The arrow indicates the present current direction.

Optical infrared eye
For reading and programming data.

SO diode
Flashes 1,000 times per kWh.
The display changes via the button – the change takes place upon button release.
Approx. 2 minutes after the last button press, the display changes automatically to the view 1.8.0 – accumulated electricity consumption in kWh.

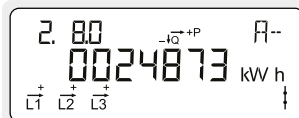
Normal display



Accumulated active positive energy

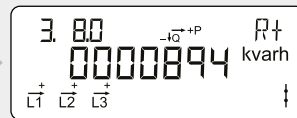
Total electricity consumption from the electricity grid.
Measured in kilowatt hours [kWh].

2



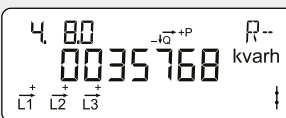
Accumulated active negative energy

Total electricity production for the electricity grid.
Measured in kilowatt hours [kWh].



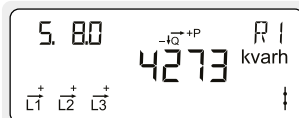
Accumulated reactive positive energy

Total reactive electricity consumption from the electricity grid.
Measured in kilovolt ampere reactive hours [kvarh].



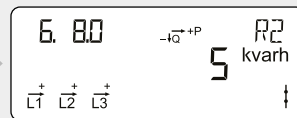
Accumulated reactive negative energy

Total reactive electricity production for the electricity grid.
Measured in kilovolt ampere reactive hours [kvarh].



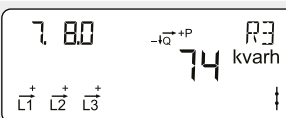
Accumulated reactive energy R1

Total inductive reactive electricity consumption from the electricity grid.
Measured in kilovolt ampere reactive hours [kvarh].



Accumulated reactive energy R2

Total capacitive reactive electricity production for the electricity grid.
Measured in kilovolt ampere reactive hours [kvarh].

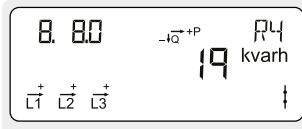


Accumulated reactive energy R3

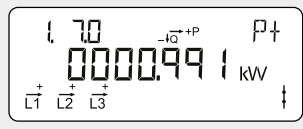
Total inductive reactive electricity production for the electricity grid.
Measured in kilovolt ampere reactive hours [kvarh].

2

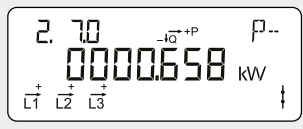
1



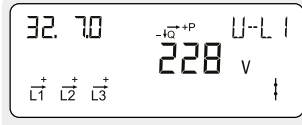
Accumulated reactive energy R4
Total capacitive reactive electricity consumption from the electricity grid.
Measured in kilovolt ampere reactive hours [kvarh].



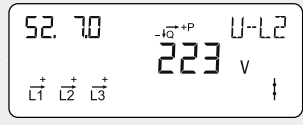
Actual active positive power
Instantaneous electricity consumption from the electricity grid.
Measured in kilowatt [kW].



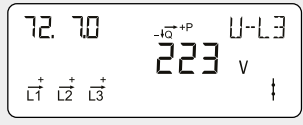
Actual active negative power
Instantaneous electricity production for the electricity grid.
Measured in kilowatt [kW].



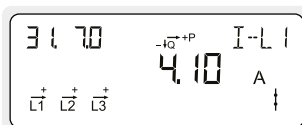
Actual voltage phase L1
Measured in volts [V].



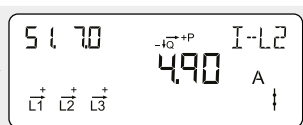
Actual voltage phase L2
Measured in volts [V].



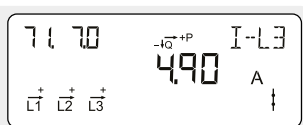
Actual voltage phase L3
Measured in volts [V].



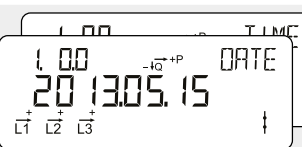
Actual current phase L1
Measured in ampere [A].



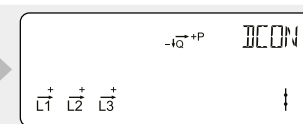
Actual current phase L2
Measured in ampere [A].



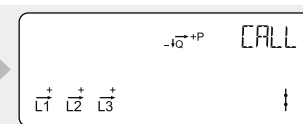
Actual current phase L3
Measured in ampere [A].



Date and time
The display switches between the date and time in the meter.



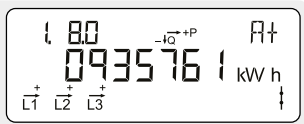
Manual control of breaker



Reserved for the utility



Display test
All segments of the display turn on and off during this test.



Accumulated active positive energy
Total electricity consumption from the electricity grid.
Measured in kilowatt hours [kWh].

1