


EU Declaration of Conformity

- MULTICAL® 603 2
- ULTRAFLOW® 44/54 - DN15...125 3
- ULTRAFLOW® 85 - DN150...300 4
- Kamstrup Pt500 Temperature Sensors 5
- Kamstrup TemperatureSensor 63/83 6
- Kamstrup Temperature Sensors 7
- ULTRAFLOW® DN15-125 instruction 8**

Scan the QR code to explore the
MULTICAL® 603 at [kamstrup.com](https://www.kamstrup.com)



<https://www.kamstrup.com/en-en/heat-solutions/meters-devices/meters/multical-603>

Note: In the event of inconsistency or discrepancy between the English version and any other language version, the English version shall prevail.

No.: FILE100000370_J



EU DECLARATION OF CONFORMITY

Kamstrup A/S
 Industrivej 28, Stilling
 DK-8660 Skanderborg
 T: +45 89 93 10 00
 F: +45 89 93 10 01
 M: kamstrup@kamstrup.com

We, Kamstrup A/S declare that this Declaration is issued under our sole responsibility and belongs to the product: **MULTICAL® 603**, Calculator for Heat, Cooling and Heat/Cooling applications, type number 603XXXX-XXXXXXX (Note 1 applies), serial number XXXXXXXX/XX/26, which is in conformity with the relevant European directives, including all consolidated versions, as marked below:

RoHS (2011/65/EU), standard: EN/IEC 63000:2018.

EMCD (2014/30/EU), standards: EN 61326-1:2013 and EN 61326-1:2021.

Applies to type numbers:

603A/B/C/D/E/F/G/H/M-xxxx-xxxx-XX-XX=00/10/11/20/21/22/40/41/42/43/60/66/67/81/82/83.

603S/U-xxxx-xxxx-XX-XX=00/10/11/20/21/22/40/41/42/43/60/66/67/81/82/83.

MID (2014/32/EU), standards: , EN 1434:2022, WELMEC 7.2:2025.

Applies for products marked with CE marking and supplementary metrology marking according to Article 21 in directive 2014/32/EU. Module B certificate number: DK-0200-MI004-040 and DK-0200-MI004-047.

Notified Body, Module D certificate: FORCE Certification A/S, EU Notified Body number: 0200, Park Allé 345, DK-2605 Brøndby. Module D certificate number: DK-0200-MID-D-001.

LVD (2014/35/EU), standards: EN 61010-1:2010, EN 61010-1:2010/A1:2019 and EN 61010-1:2010/A1/AC:2019.

RED (2014/53/EU), **RED DA** (2022/30/EU), standards: EN 300 220-2 v.3.1.1:2017, EN 301 489-1 v2.2.3:2019, EN 301 489-3 v2.1.1:2019, EN 301 511 v12.5.1, EN 301 908-1 v15.2.1, EN 301 908-13 v13.2.1, EN 62311:2020, EN 301 489-52 v1.2.1, EN18031-1, EN18031-2. Applies to one or more type numbers:

603A/B/C/D/E/F/G/H/M-xxxx-xxxx-XX-XX=30/31/32/33/34/50/51/53/56/58/80/84/85.

603S/U-xxxx-xxxx-XX-XX=30/31/32/33/34/35/50/51/53/56/58/80/84/85.

Battery Regulation (2023/1542). Embedded batteries fulfil the requirements of the Battery Regulation.

Date: 2025-12-23, Skanderborg

Senior Vice President, Supply Chain: _____

Carsten Kusk

Note 1. The type number of the meter

The type number consists of two parts, a 7-digit static part and a 8-digit dynamic part. The static part of the type number is printed on the front of the meter, while the dynamic part of the type number can be viewed in the display.

To evoke the dynamic part of the type number, press the primary key and hold it down for 5 seconds until the text 1-USER becomes visible in the display. Release the primary key and use the arrow keys to navigate to the text 2-TECH subsequently use a single press on the primary key to enter the TECH loop. Use the arrow keys to navigate to index number 2-025 in the display. Now use a single press on the primary key to enter the sub loop and use the arrow keys to navigate to index number 2-025-09 in the display, release the keys and the dynamic part of the type number will be visible in the display with reference No 21 in the upper right corner.



Arrow key



Primary key



Arrow key

Note: In the event of inconsistency or discrepancy between the English version and any other language version, the English version shall prevail.

No.: FILE100000538_D



EU DECLARATION OF CONFORMITY

Kamstrup A/S
 Industrivej 28, Stilling
 DK-8660 Skanderborg
 T: +45 89 93 10 00
 F: +45 89 93 10 01
 M: kamstrup@kamstrup.com

We, Kamstrup A/S declare that this Declaration is issued under our sole responsibility and belongs to the following products: **ULTRAFLOW® 44** (UF44), Ultrasonic Heat, Cooling and Heat/Cooling flow sensor, type number 65-4-XXXX-XXX, serial number 2026/XXXXXXXX and **ULTRAFLOW® 54** (UF54) DN15...125 mm, q_p 0,6...100 m³/h, Ultrasonic Heat flow sensor, type number 65-5-XXXX-XXX, serial number 2026/XXXXXXXX, which, depending on the application may comprise **Pulse Transmitter**, type number 6699-903-XX-XXX, serial number 2026/XXXXXXXX or **Pulse Divider**, type number 6699-907-XX-XXX, serial number 2026/XXXXXXXX or **Cable Extender Box**, type number 6699-036, are in conformity with the relevant European Directives, including all consolidated versions, as marked below:

RoHS (2011/65/EU), standard: EN/IEC 63000:2018.

EMCD (2014/30/EU), standards: EN 61326-1:2013 and EN 61326-1:2021.

MID (2014/32/EU), standards: EN 1434:2022, WELMEC 7.2:2025.

Applies for products marked with CE marking and supplementary metrology marking according to Article 21 in directive 2014/32/EU.

Module B certificate number: UF44: DK-0200-MI004-044, UF54: DK-0200-MI004-008 or DK-0200-MI004-033.

Notified Body, Module D certificate: FORCE Certification A/S, EU Notified Body number 0200, Park Allé 345, DK-2605 Brøndby. Module D certificate number: DK-0200-MID-D-001.

LVD* (2014/35/EU), standards: EN 61010-1:2010, EN 61010-1:2010/A1:2019 and EN 61010-1:2010/A1/AC:2019.

PED (2014/68/EU), standard: EN 13480-3:2024.

Category	4§3			I		
Module	N/A			A		
Nominal bore	DN15- DN50	DN15- DN40	DN25	DN65- DN100	DN50- DN125	DN40- DN65
Max. allowable pressure PS	16 bar	25 bar	32 bar	16 bar	25 bar	32 bar
Max. design temperature TS_{max}	130 °C					
Min. design temperature TS_{min}	UF44: 2 °C			UF54: 15 °C		
Fluid group	2					

Conformity assessment procedures according to directive 2014/68/EU, Annex III.

Products that fall under Article 4§3 shall not be CE-marked according to directive 2014/68/EU.

Certification body, Quality system ISO 9001: DNV, Tuborg Parkvej 8, 2., DK-2900 Hellerup.

Date: 2025-12-23, Skanderborg

Senior Vice President, Supply Chain: _____

Carsten Kusk

* Applies when ULTRAFLOW® comprises Pulse Transmitter or Pulse Divider with internal 230 VAC supply module or battery.

Note: In the event of inconsistency or discrepancy between the English version and any other language version, the English version shall prevail.

No.: FILE100005132_B



EU DECLARATION OF CONFORMITY

Kamstrup A/S
 Industrivej 28, Stilling
 DK-8660 Skanderborg
 T: +45 89 93 10 00
 F: +45 89 93 10 01
 M: kamstrup@kamstrup.com

We, Kamstrup A/S declare that this Declaration is issued under our sole responsibility and belongs to the following product: **ULTRAFLOW® 85** DN150...300 mm, q_p 150...1.000 m³/h, Ultrasonic Heat, Cooling and Heat/Cooling flow sensor, type number 65-85-XXXX-XXX, serial number 2026/XXXXXXXX, which, depending on the application may comprise **Pulse Transmitter**, type number 6699-903-XX-XXX, serial number 2026/XXXXXXXX or **Pulse Divider**, type number 6699-907-XX-XXX, serial number 2026/XXXXXXXX or **Cable Extender Box**, type number 6699-036, is in conformity with the relevant European Directives, including all consolidated versions, as marked below:

RoHS (2011/65/EU), standard: EN/IEC 63000:2018.

EMCD (2014/30/EU), standards: EN 61326-1:2013 and EN 61326-1:2021.

MID (2014/32/EU), standards: EN 1434:2022, WELMEC 7.2:2025.

Applies for products marked with CE marking and supplementary metrology marking according to Article 21 in directive 2014/32/EU. Module B certificate number: DK-0200-MI004-048.

Notified Body, Module D certificate: FORCE Certification A/S, EU Notified Body number 0200, Park Allé 345, DK-2605 Brøndby. Module D certificate number: DK-0200-MID-D-001.

LVD* (2014/35/EU), standards: EN 61010-1:2010, EN 61010-1:2010/A1:2019 and EN 61010-1:2010/A1/AC:2019.

PED (2014/68/EU), standard: EN 13480-3:2024.

Category	I	II	
Module	A	A2	
Nominal bore	DN150	DN200- DN300	DN150- DN250
Max. allowable pressure PS	16 bar	16 bar	25 bar
Max. design temperature TS _{max}	150 °C		
Min. design temperature TS _{min}	2 °C		
Fluid group	2		

Notified body, inspection: FORCE Certification A/S, EU Notified Body number 0200, Park Allé 345, DK-2605 Brøndby. Conformity assessment procedures according to directive 2014/68/EU, Annex III.

Certification body, Quality system ISO 9001: DNV, Tuborg Parkvej 8, 2., DK-2900 Hellerup.

Date: 2025-12-23, Skanderborg

Senior Vice President, Supply Chain: _____

Carsten Kusk

* Applies when ULTRAFLOW® comprises Pulse Transmitter or Pulse Divider with internal 230 VAC supply module or battery.

Note: In the event of inconsistency or discrepancy between the English version and any other language version, the English version shall prevail.

No.: FILE100000363_D

kamstrup

EU DECLARATION OF CONFORMITY

Kamstrup A/S
Industrivej 28, Stilling
DK-8660 Skanderborg
T: +45 89 93 10 00
F: +45 89 93 10 01
M: kamstrup@kamstrup.com

We, Kamstrup A/S declare that this Declaration is issued under our sole responsibility and belongs to the following product: **Kamstrup Pt500 Temperature Sensors** type number 65-00-0xx-xxx or 66-00-0xx-xxx or 65-56-4xx-xxx, serial number 2026/XXXXXXXX, which is in conformity with the relevant European Directives, including all consolidated versions, as marked below:

RoHS (2011/65/EU), standard: EN/IEC 63000:2018.

MID (2014/32/EU), standards: EN 1434:2007/AC:2007, EN 1434:2015. Applies for products marked with CE marking and supplementary metrology marking according to Article 21 in directive 2014/32/EU.

Module B certificate number: DK-0200-MI004-036.

Notified Body, Module D certificate: FORCE Certification A/S, EU Notified Body number 0200, Park Allé 345, DK-2605 Brøndby. Module D certificate number: DK-0200-MID-D-001.

Date: 2025-12-23, Skanderborg



Senior Vice President, Supply Chain: _____

Carsten Kusk

Note: In the event of inconsistency or discrepancy between the English version and any other language version, the English version shall prevail.

No.: FILE100001696_D

kamstrup

EU DECLARATION OF CONFORMITY

Kamstrup A/S
Industrivej 28, Stilling
DK-8660 Skanderborg
T: +45 89 93 10 00
F: +45 89 93 10 01
M: kamstrup@kamstrup.com

We, Kamstrup A/S declare that this Declaration is issued under our sole responsibility and belongs to the following product: **Kamstrup TemperatureSensor 63 / Kamstrup TemperatureSensor 83**, type number 61-63-D0-0XX-XXX or type number 61-83-D0-0XX-XXX, serial number 2026/XXXXXXXX, which is in conformity with the relevant European Directives, including all consolidated versions, as marked below:

RoHS (2011/65/EU), standard: EN/IEC 63000:2018.

MID (2014/32/EU), standard: EN 1434:2022.

Applies for products marked with CE marking and supplementary metrology marking according to Article 21 in directive 2014/32/EU.

Module B certificate number: DK-0200-MI004-046.

Notified Body, Module D certificate: FORCE Certification A/S, EU Notified Body number 0200, Park Allé 345, DK-2605 Brøndby. Module D certificate number: DK-0200-MID-D-001.

Date: 2025-12-23, Skanderborg

Senior Vice President, Supply Chain: _____



Carsten Kusk



EU DECLARATION OF CONFORMITY

Kamstrup A/S
Industrivej 28, Stilling
DK-8660 Skanderborg
T: +45 89 93 10 00
F: +45 89 93 10 01
M: kamstrup@kamstrup.com

We, Kamstrup A/S declare that this Declaration is issued under our sole responsibility and belongs to the following product: **Kamstrup Temperature Sensors**, type number 61-x3-Ex-xxx-xxx or 61-x3-Gx-xxx-xxx, serial number XXXXXXXXXXXXX, which is in conformity with the relevant European Directives, including all consolidated version, as marked below:

RoHS (2011/65/EU), standard: EN/IEC 63000:2018.

MID (2014/32/EU)

Applies for products marked with CE marking and supplementary metrology marking according to Article 21 in directive 2014/32/EU.

Module B certificate number: DE-16-MI004-PTB010 (standards: EN 1434:2007/AC:2007, EN 1434:2015) or DE-17-MI004-PTB004 (standards: EN 1434:2007/AC:2007, EN 1434:2015) or A0445/2553/2016 (standard EN 1434:2007/AC:2007).

Notified Body, Module D certificate: FORCE Certification A/S, EU Notified Body number 0200, Park Allé 345, DK-2605 Brøndby. Module D certificate number: DK-0200-MID-D-001.

Date: 2025-12-23, Skanderborg

Senior Vice President, Supply Chain: _____

Carsten Kusk



ULTRAFLOW® DN15-125



> 60 °C



230 VAC




16/25/40 bar



ULTRAFLOW® DN15-125



<https://www.kamstrup.com/en-en/heat-solutions/meters-devices/flow-sensors/ultraflow-54-dn15125>



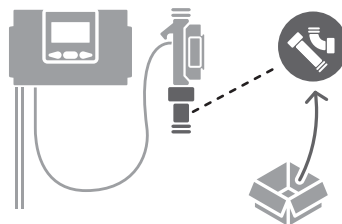
ULTRAFLOW® DN15-125



PN16, PS16 ✓

PN25, PS25 ✓

PN40, PS32 ✗





ULTRAFLOW® DN15-125



PN16, PS16 PN25, PS25 PN40, PS32

MID EN 1434

DK-BEK 1178 EN 1434

θ_q : 2 °C...50 °C θ_q : 2 °C...130 °C

θ_q : 15 °C...130 °C

230 VAC / 24 VAC / 0.65V



E1 E2 M1 M2

25 CM

E1/E2 M1/M2

5 °C...55 °C ✓

Home icon ✓ Home icon ✗

Water drop icon ✓

