

Display user guide for Kamstrup OMNIPOWER electricity meter

Basic 2 – Display configuration 410

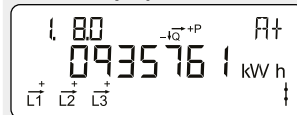
OBIS code
Identification number.

Phase indication
L1 flashes when there is voltage on the phase.
The arrow indicates the present current direction.

Optical infrared eye
For reading and programming data.

SO diode
Flashes 1,000 times per kWh.
The display changes via the button – the change takes place upon button release.
Approx. 2 minutes after the last button press, the display changes automatically to the view 1.8.0 – accumulated electricity consumption in kWh.

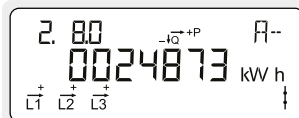
Normal display



Accumulated active positive energy

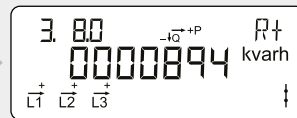
Total electricity consumption from the electricity grid.
Measured in kilowatt hours [kWh].

2



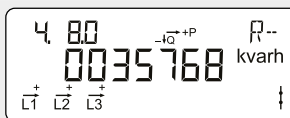
Accumulated active negative energy

Total electricity production for the electricity grid.
Measured in kilowatt hours [kWh].



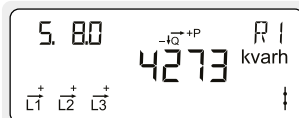
Accumulated reactive positive energy

Total reactive electricity consumption from the electricity grid.
Measured in kilovolt ampere reactive hours [kvarh].



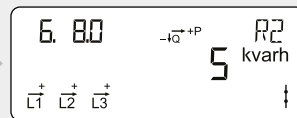
Accumulated reactive negative energy

Total reactive electricity production for the electricity grid.
Measured in kilovolt ampere reactive hours [kvarh].



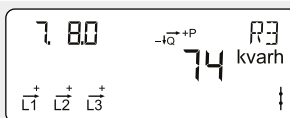
Accumulated reactive energy R1

Total inductive reactive electricity consumption from the electricity grid.
Measured in kilovolt ampere reactive hours [kvarh].



Accumulated reactive energy R2

Total capacitive reactive electricity production for the electricity grid.
Measured in kilovolt ampere reactive hours [kvarh].



Accumulated reactive energy R3

Total inductive reactive electricity production for the electricity grid.
Measured in kilovolt ampere reactive hours [kvarh].

2

