

Display user guide for Kamstrup OMNIPOWER electricity meter

Intermediate 1 – Display configuration 300

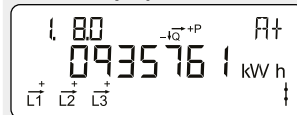
OBIS code
Identification number.

Phase indication
L1 flashes when there is voltage on the phase.
The arrow indicates the present current direction.

Optical infrared eye
For reading and programming data.

SO diode
Flashes 1,000 times per kWh.
The display changes via the button – the change takes place upon button release.
Approx. 2 minutes after the last button press, the display changes automatically to the view 1.8.0 – accumulated electricity consumption in kWh.

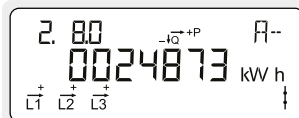
Normal display



Accumulated active positive energy

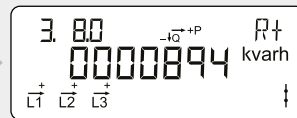
Total electricity consumption from the electricity grid.
Measured in kilowatt hours [kWh].

2



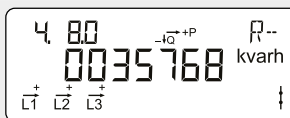
Accumulated active negative energy

Total electricity production for the electricity grid.
Measured in kilowatt hours [kWh].



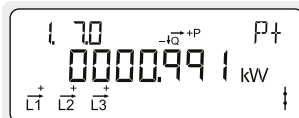
Accumulated reactive positive energy

Total reactive electricity consumption from the electricity grid.
Measured in kilovolt ampere reactive hours [kvarh].



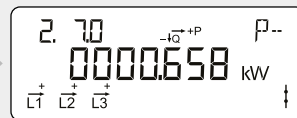
Accumulated reactive negative energy

Total reactive electricity production for the electricity grid.
Measured in kilovolt ampere reactive hours [kvarh].



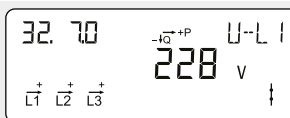
Actual active positive power

Instantaneous electricity consumption from the electricity grid.
Measured in kilowatt [kW].



Actual active negative power

Instantaneous electricity production for the electricity grid.
Measured in kilowatt [kW].



Actual voltage phase L1

Measured in volts [V].

2

