

## Display user guide for Kamstrup OMNIPOWER electricity meter

### Basic 2 – Display configuration 413

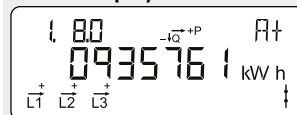
**OBIS code**  
Identification number.

**Phase indication**  
L1 flashes when there is voltage on the phase.  
The arrow indicates the present current direction.

**Optical infrared eye**  
For reading and programming data.

**SO diode**  
Flashes 1,000 times per kWh.  
The display changes via the button – the change takes place upon button release.  
Approx. 2 minutes after the last button press, the display changes automatically to the view 1.8.0 – accumulated electricity consumption in kWh.

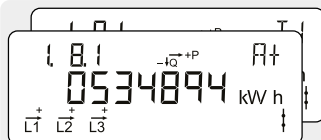
#### Normal display



#### Accumulated active positive energy

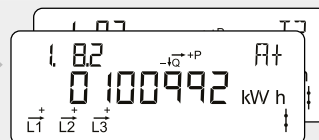
Total electricity consumption from the electricity grid.  
Measured in kilowatt hours [kWh].

2



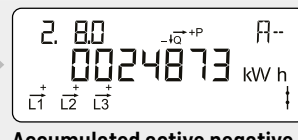
#### Accumulated active positive energy Tariff 1

Total electricity consumption from the electricity grid for Tariff 1.  
Measured in kilowatt hours [kWh].



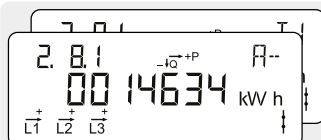
#### Accumulated active positive energy Tariff 2

Total electricity consumption from the electricity grid for Tariff 2.  
Measured in kilowatt hours [kWh].



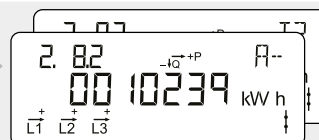
#### Accumulated active negative energy

Total electricity production for the electricity grid.  
Measured in kilowatt hours [kWh].



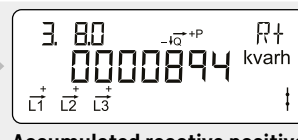
#### Accumulated active negative energy Tariff 1

Total electricity consumption for the electricity grid for Tariff 1.  
Measured in kilowatt hours [kWh].



#### Accumulated active negative energy Tariff 2

Total electricity consumption for the electricity grid for Tariff 2.  
Measured in kilowatt hours [kWh].



#### Accumulated reactive positive energy

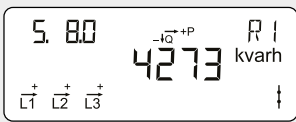
Total reactive electricity consumption from the electricity grid.  
Measured in kilovolt ampere reactive hours [kvarh].

2

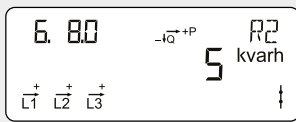
1



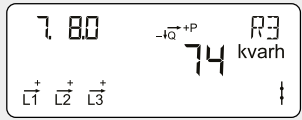
**Accumulated reactive negative energy**  
 Total reactive electricity production for the electricity grid.  
*Measured in kilovolt ampere reactive hours [kvarh].*



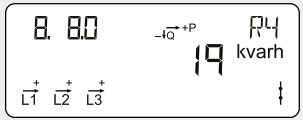
**Accumulated reactive energy R1**  
 Total inductive reactive electricity consumption from the electricity grid.  
*Measured in kilovolt ampere reactive hours [kvarh].*



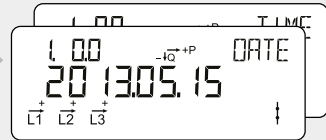
**Accumulated reactive energy R2**  
 Total capacitive reactive electricity production for the electricity grid.  
*Measured in kilovolt ampere reactive hours [kvarh].*



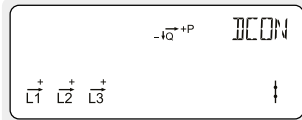
**Accumulated reactive energy R3**  
 Total inductive reactive electricity production for the electricity grid.  
*Measured in kilovolt ampere reactive hours [kvarh].*



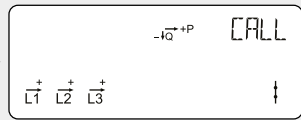
**Accumulated reactive energy R4**  
 Total capacitive reactive electricity consumption from the electricity grid.  
*Measured in kilovolt ampere reactive hours [kvarh].*



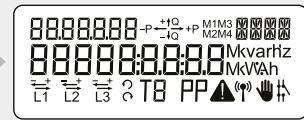
**Date and time**  
 The display switches between the date and time in the meter.



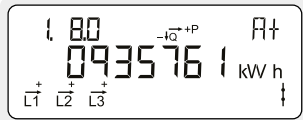
**Manual control of breaker**



**Reserved for the utility**



**Display test**  
 All segments of the display turn on and off during this test.



**Accumulated active positive energy**  
 Total electricity consumption from the electricity grid.  
*Measured in kilowatt hours [kWh].*

1