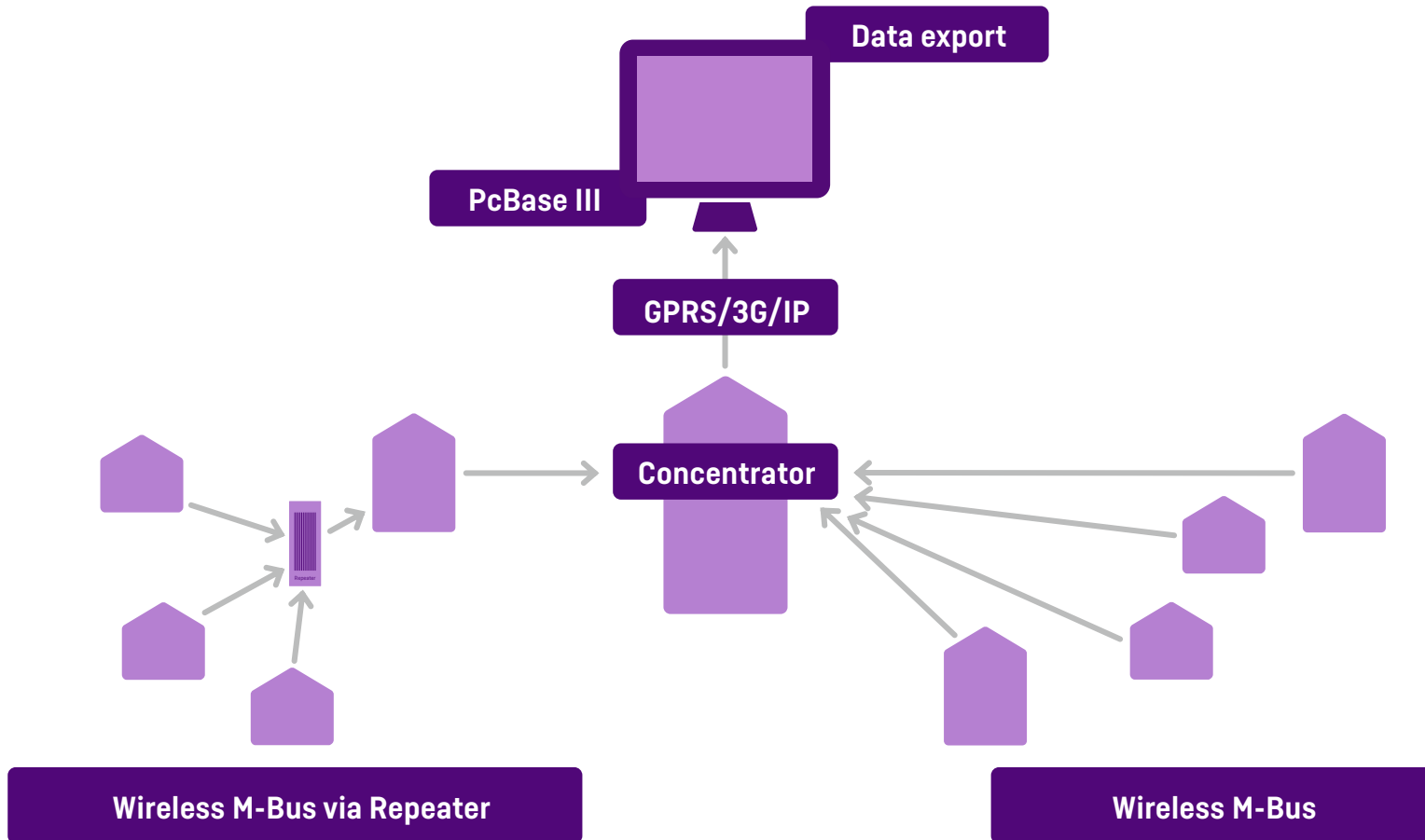


# Radio Link Network




**kamstrup**

**2G/3G modem for  
Radio Link Concentrator**  
Installation manual




## In the box




- 1 Communication cable
- 2 Jumper
- 3 Power supply cable
- 4 2G/3G modem module.

## The module



- 5 Communication cable socket
- 6 Jumper socket
- 7 Power cable socket
- 8 2G/3G
- 9 SIM card holder.


## Installation



The 2G/3G module is retrofilled by placing the module in the module holder in the left side of the Radio Link Concentrator "clicking" on the module.

Module and Radio Link Concentrator are electrically connected using the 6-pole jumper.

## Installation



- 10 TCommunication cable
- 11 Jumper
- 12 Power cable.

The 2G/3G module is mounted in module area 2 of the Radio Link Concentrator.

### Marking/Approvals