

# SVM VU

## Single-jet flow sensor

### DATA SHEET

- Dry-dial meter with magnetic coupling
- REED pulse output
- Rotating register
- DN15, 20
- Wear resistant and corrosion proof materials
- Temperature range up to +120°C
- For horizontal, vertical or inclined installation
- MID approval



### SVM VU Single-jet flow sensor

---

SVM VU is a mechanical flow meter designed to be used as a volume meter for hot and cold tap water, as well as a flow sensor in energy meters in both heating and cooling applications.

The meter is of the type single jet flow meter with a dry dial roller counter showing accumulated volume. A star wheel on the roller counter act as a flow indicator.

SVM VU has a very good flow range with a  $q_i: q_p$  ratio of 1:50, and complies with the accuracy class 3.

Due to its construction, the meter is suitable for all types of pipelines, horizontal, vertical or inclined.



# SVM VU Single-jet flow sensor

## DATA SHEET



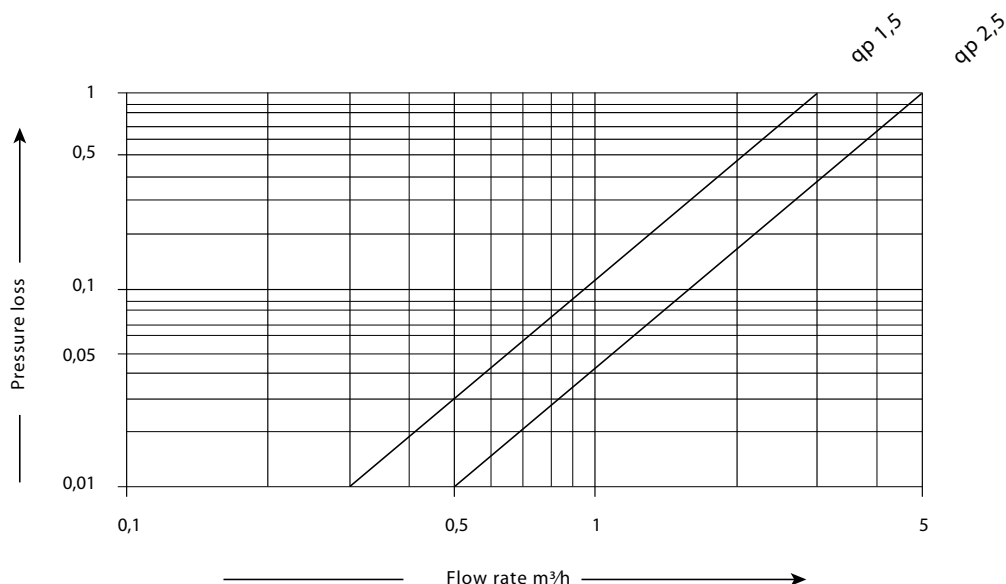
## Single jet water meter for domestic cold and warm water

- Consumption measurement for domestic use
- Sub-metering

## Features

- Single jet dry dial with magnetic coupling
- Maximum operating temperature +30°C or +90°C
- Pressure rating PN16 (16 Bars)
- Horizontal, vertical or inclined installation
- Five digit roller counter
- REED pulse output (optional)
- Turnable register
- Low starting flow and low pressure loss
- High grade wear resistant and corrosion proof materials
- Long-term stability and reliability
- Inlet strainer

## Pressure loss



# SVM VU Single-jet flow sensor

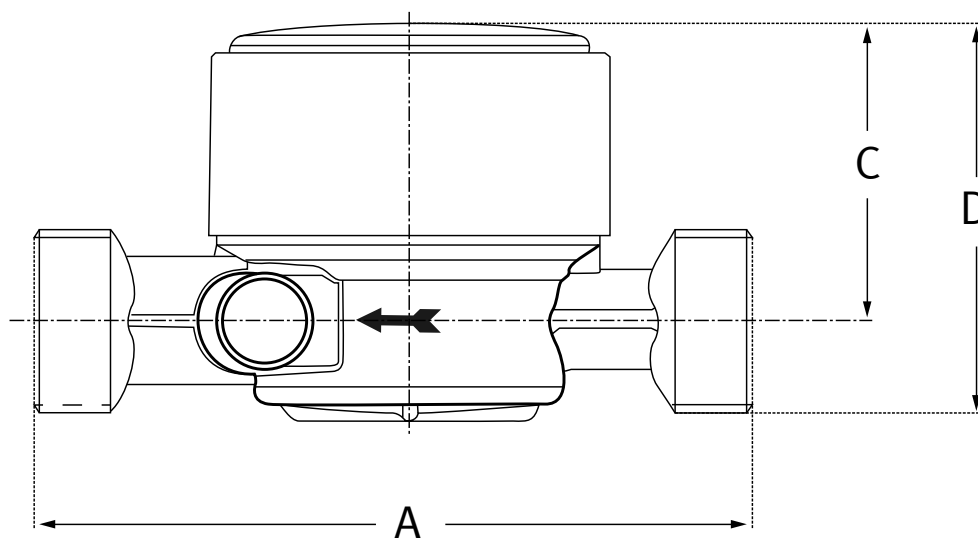
## DATA SHEET



### Installation

<b>Pipeline</b>	horizontal	—
	vertical	
	inclined	↘
<b>Meter head</b>	upwards	↑
	sideways	↔

### Dimensions



# SVM VU Single-jet flow sensor

## DATA SHEET



### Technical data

VU Single jet domestic water meter					
<b>Nominal diameter</b>	<b>DN</b>	<b>mm</b>	<b>15</b>	<b>20</b>	<b>20</b>
Connection thread on meter	G...B	Inch	¾	1	1
Connection thread on coupling	R...	Inch	½	¾	¾
Maximum operating pressure	PN	bar	16	16	16
Maximum operating temperature	Tmax	°C	30 / 90	30 / 90	30 / 90
<b>Nominal flow rate</b>	<b>qp</b>	<b>m³/h</b>	<b>1,5</b>	<b>1,5</b>	<b>2,5</b>
Maximum flow rate	qs	m³/h	3	3	5
Minimum flow rate horizontal ±5%	qi, H	l/h	30	30	50
Minimum flow rate vertical ±5%	qi, V	l/h	60	60	100
Measuring range horizontal	qi/qp		1:50	1:50	1:50
Measuring range vertical	qi/qp		1:25	1:25	1:25
Dimensions and weights					
Length	A	mm	110	130	130
Height from pipe centre	C	mm	54	54	54
Height	D	mm	72	72	72
Width		mm	72	72	72
Weight		g	610 / 680	640 / 700	700

### Ordering key flow meter for domestic water

VU ABCDE-FGHIJ	AB	C	DE-FG	H	I	J
Tap water max. 30°C	10					
Tap water max. 90°C	11					
Thread connection		G				
DN 15, G¾B, Qp 1,5m³/h			15-15			
DN 20, G1B, Qp 1,5m³/h			20-15			
DN 20, G1B, Qp 2,5m³/h			20-25			
NO pulse output				0		
Pulse output 10 [l/p]				6		
EEC approval					X	
Standard						0
Special design						S

**Example:** Tap water max. 30°C, threads, DN20 G1B, Qp1,5m³/h, 10l/p, EEC approved, standard: **VU-10G20-156X0**

# SVM VU Single-jet flow sensor

## DATA SHEET



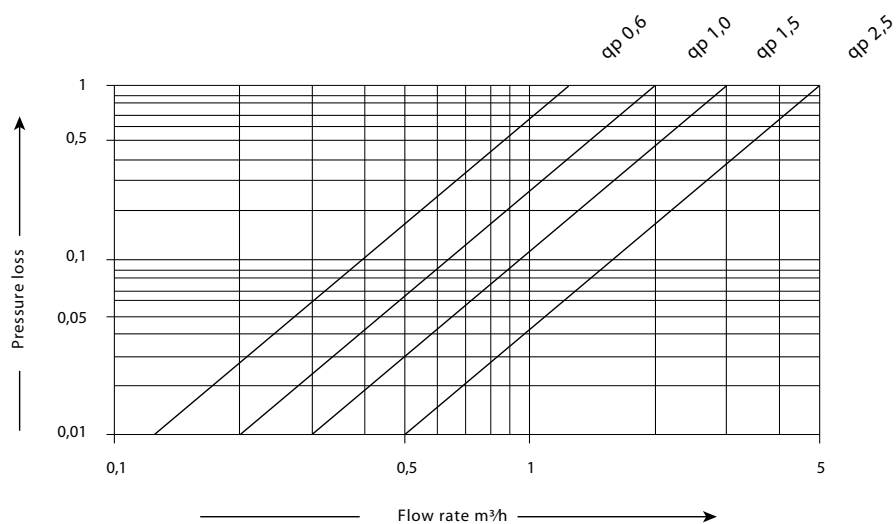
### Single jet flow sensor for heating/cooling applications

- Volume measurement for heating and cooling applications

### Features

- Single jet dry dial with magnetic coupling
- Maximum operating temperature +90°C or +120°C
- Pressure rating PN16 (16 Bars)
- Horizontal, vertical or inclined installation
- Five digit roller counter
- REED pulser
- Turnable register
- Low starting flow and low pressure loss
- High grade wear resistant and corrosion proof materials
- Long-term stability and reliability
- MID approval as standard
- Inlet strainer

### Pressure loss

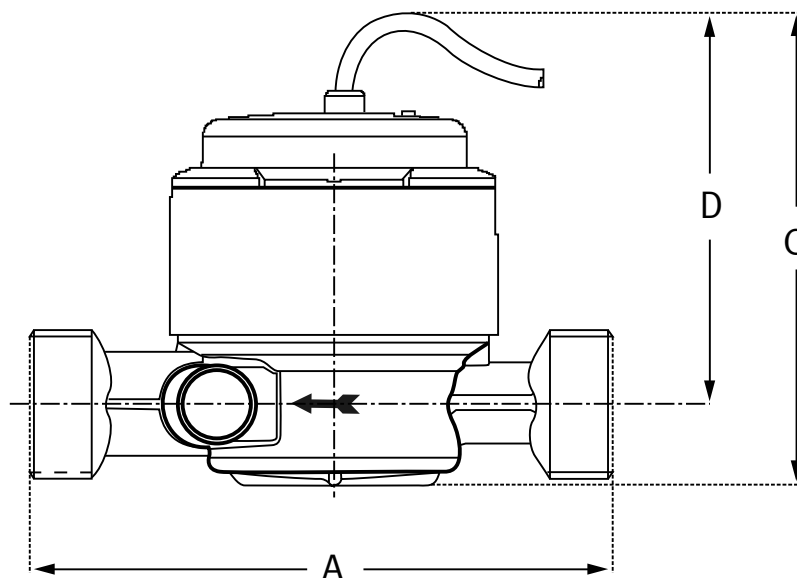


# SVM VU Single-jet flow sensor

## DATA SHEET



## Dimensions



## Technical data

### VU Single jet heating/cooling flow sensor

Nominal diameter	DN	mm	15	15	15	20	20	20	20
Connection thread on meter	G...B	Inch	3/4	3/4	3/4	1	1	1	1
Connection thread on coupling	R...	Inch	1/2	1/2	1/2	3/4	3/4	3/4	3/4
Maximum operating pressure	PN	bar	16	16	16	16	16	16	16
Maximum operating temperature	Tmax	°C	90 / 120	90 / 120	90 / 120	90 / 120	90 / 120	90 / 120	90 / 120

Nominal flow rate	qp	m³/h	0,6	1	1,5	0,6	1	1,5	2,5
Maximum flow rate	qs	m³/h	1,2	2	3	1,2	2	3	5
Minimum flow rate horizontal ±5%	qi, H	l/h	12	20	30	12	20	30	50
Minimum flow rate vertical ±5%	qi, V	l/h	24	40	60	24	40	60	100
Measuring range horizontal	qi/qp		1:50	1:50	1:50	1:50	1:50	1:50	1:50
Measuring range vertical	qi/qp		1:25	1:25	1:25	1:25	1:25	1:25	1:25

### Dimensions and weights

Length	A	mm	110	110	110	130	130	130	130
Height	C	mm	108	108	108	108	108	108	108
Height from pipe centre	D	mm	90	90	90	90	90	90	90
Width		mm	72	72	72	72	72	72	72
Weight		g	600	600	600	700	700	700	700

# SVM VU Single-jet flow sensor

## DATA SHEET



### Installation

<b>Pipeline</b>	horizontal	—
	vertical	
	inclined	↗
<b>Meter head</b>	upwards	↑
	sideways	↕

### Ordering key low meter for heating/cooling applications

VU ABCDE-FGHIJ	AB	C	DE-FG	H	I	J
Hot water max. 90°C	20					
Hot water max. 120°C	21					
Thread connection		G				
DN 15, G <sup>3</sup> / <sub>4</sub> B, Qp 0,6m <sup>3</sup> /h			15-06			
DN 15, G <sup>3</sup> / <sub>4</sub> B, Qp 1,0m <sup>3</sup> /h			15-10			
DN 15, G <sup>3</sup> / <sub>4</sub> B, Qp 1,5m <sup>3</sup> /h			15-15			
DN 20, G1B, Qp 0,6m <sup>3</sup> /h			20-06			
DN 20, G1B, Qp 1,0m <sup>3</sup> /h			20-10			
DN 20, G1B, Qp 1,5m <sup>3</sup> /h			20-15			
DN 20, G1B, Qp 2,5m <sup>3</sup> /h			20-25			
Pulse output 1 [l/p]				5		
Pulse output 2,5 [l/p]				1		
MID approval (with magnetic screen)					M	
NO temperature sensor drilling						0
With temperature sensor drilling						1
Compact adaptor for F2, with temperature sensor drilling						3
Special design						S

**Example:** Hot water max. 120°C, threads, DN15 G<sup>3</sup>/<sub>4</sub>B, Qp0,6m<sup>3</sup>/h, 1l/p, MID approved, no temperature sensor drilling: **VU-21G15-065M0**